

**Rain shower with ceiling fixing 220 mm - Brushed Bronze**


IMO

28 669 970



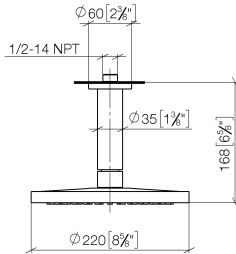
Fits: IMO, TARA, LISSÉ, VAIA, META, CYO

- PURE RAIN, max. flow rate 6.8 l/min (at 3 bar)
- with anti-scale system
- rain shower Ø 220 mm
- rosette Ø 60 mm optional
- 1/2" connection
- Function from: 6 l/min
- quick clearing
- This product reduces water consumption by % (compared to requirements of EPAct '92)
- This product can contribute to Water Use Reduction in LEED® Green Building Rating
- This product can help a building meet the requirements of Green Building Rating Systems, e.g. LEED®, BREEAM®, DGNB

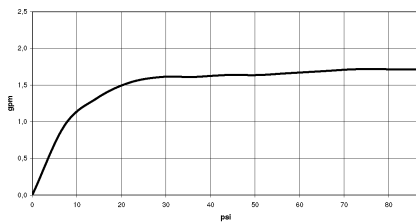
|                                                                                     |                                |                    |
|-------------------------------------------------------------------------------------|--------------------------------|--------------------|
|    | Brushed Bronze                 | 28 669 970-42 0010 |
|    | Chrome                         | 28 669 970-00 0010 |
|    | Brushed Platinum               | 28 669 970-06 0010 |
|    | Platinum                       | 28 669 970-08 0010 |
|    | Dark Chrome                    | 28 669 970-19 0010 |
|    | Light Gold                     | 28 669 970-26 0010 |
|    | Brushed Light Gold             | 28 669 970-27 0010 |
|    | Brushed Durabronze (23kt Gold) | 28 669 970-28 0010 |
|    | Matte Black                    | 28 669 970-33 0010 |
|   | Brushed Champagne (22kt Gold)  | 28 669 970-46 0010 |
|  | Champagne (22kt Gold)          | 28 669 970-47 0010 |
|  | Brushed Chrome                 | 28 669 970-93 0010 |
|  | Brushed Dark Platinum          | 28 669 970-99 0010 |

28 669 970

mm [inches]



Flow rate chart

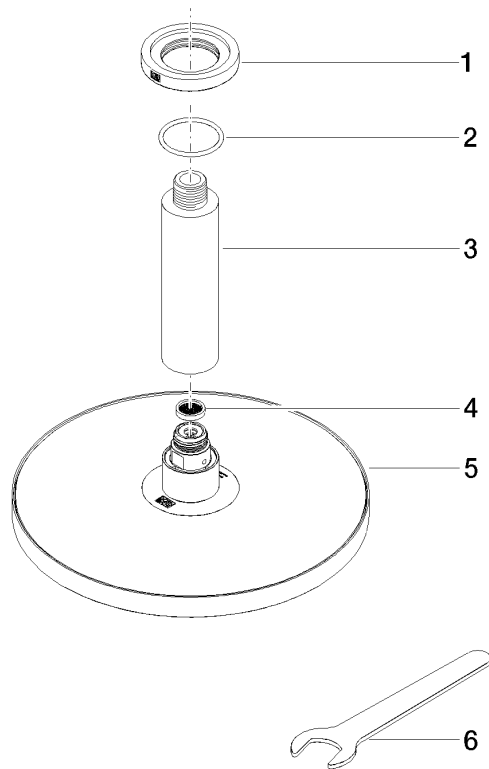


Codes & Standards

|                                 |                                          |
|---------------------------------|------------------------------------------|
| ASME<br>A112.18.1/CSA<br>B125.1 | California Energy<br>Commission<br>(CEC) |
|---------------------------------|------------------------------------------|

28 669 970

Parts for other finishes can be found here: [Chrome](#)



### Spare parts list

| No. | Item Number        | Name       | Quantity used | Delivery time |
|-----|--------------------|------------|---------------|---------------|
| 1   | 09 27 22 040-42    | rosette    | 1             | 60            |
| 2   | 09 14 10 141 90    | seal       | 1             | 2             |
| 3   | 09 11 03 080-42    | connection | 1             | 60            |
| 4   | 09 23 01 075 90    | insert     | 1             | 2             |
| 5   | 04 12 05 092 10-42 | shower     | 1             | 60            |
| 6   | 90 30 09 069 00 90 | key        | 1             | 2             |